

Ulanik

Игры к набору

Грибная поляна



Сенсорика и мелкая моторика ✓

Внимание, память, мышление ✓

Зрительное и слуховое восприятие ✓

Математические представления ✓

Усидчивость и координация ✓

Ulanik

Перед вами набор заданий к игре грибная поляна который состоит из 25 деревянных грибочков, окрашенных натуральным цветным воском. Большинство заданий из этого сборника подходит также и к набору с 9 грибочками.

Прочитайте описание к игре и найдите карточки с тем же номером, что в описании.

В конце сборника вы найдёте карточки в черно-белом варианте, чтобы задания можно было придумывать самостоятельно.

Интересных вам игр!

- 1** Посмотри на корзинку. Какого она цвета? Найди грибочек такого же цвета. Поставь на корзинку.
- 2** Посмотри, мы собрали грибочки и выставили их в ряд. Некоторые грибочки пропали, их спрятала белочка. Подумай, каких грибочки не хватает? Продолжи ряд. Ты можешь добавить один или несколько грибов.
- 3** Попробуй догадаться, какой грибочек должен стоять вместо знака вопроса. Поставь грибок нужного цвета на место пропуска.
- 4** Подумай, какой грибочек отличается от остальных. Найди лишний грибочек в ряду. Усложнение: один из грибочков в ряду нарушает последовательность. Подумай, какой грибочек нужно заменить, чтобы ряд получился верным.
- 5** Найди два одинаковых грибочка в ряду.
- 6** Посмотри на карточку. Какой именно грибочек на ней? Найди такой же грибок на грибной поляне, покажи пальчиком ответ. Выбери грибок нужного цвета и поставь его на один из маленьких грибочков внизу.
- 7** Посмотри на грибочки. Ответь на вопросы: - Какого цвета первый грибок? Какого цвета последний грибочек. Покажи.
Добавьте карточку с грибочками без цвета. На первом этапе ребенок расставляет грибочки по образцу, на втором раскрашивает или выполняет штриховку ориентируясь на образец. На третьем этапе ребенок запоминает какого цвета грибочки перед ним.
После того как ребенок запомнил цвет грибочков взрослый закрывает карточку и перед ребенком остаются только нераскрашенные грибочки. Ребенку необходимо закрасить или выполнить штриховку по памяти.
- 8** Найди цифру 1 на круге. Поставь пальчик на неё. Пройди по дорожке и узнаешь какой грибок мы положим в корзинку. Собери все грибочки по порядку.
- 9** Перед ребенком две корзинки левая и правая. Предлагаем ребенку послушать задание и поставить ответ на поле. Варианты инструкций: левой рукой положи красный грибок в правую корзину или правой рукой возьми синий грибок и положи в левую корзину. Далее можно предложить усложнение: сначала ребенок находит нужную корзину, затем руку, затем ставит грибочек. Левая корзина, правая рука, красный грибок или правая корзина, левая рука желтый грибочек.
- 10** Предложите ребёнку сравнить картинки и найти отличия. В игре используйте сначала две любые карточки, затем можно подключить 3 и 4. Не забывайте, что ответ ребенка всегда начинается со слов «На левой карточке..., а на правой.....»
- 11** Предложите ребенку построить башенку по образцу и по памяти.
- 12** Попросите ребенка взять нужный грибок определенной рукой (с опорой на картинку) и простучать указанное количество раз.

1
Ulanik



1
Ulanik



1
Ulanik



1
Ulanik



1
Ulanik



1
Ulanik



1
Ulanik



1
Ulanik



1
Ulanik



1
Ulanik





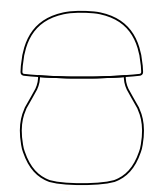
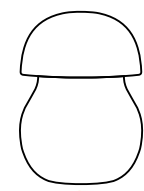
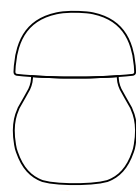
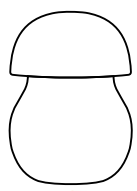
1
Ulanik



1
Ulanik








9
Ulanik



2






Ulanik



?

2






Ulanik



?

2






Ulanik



?

2





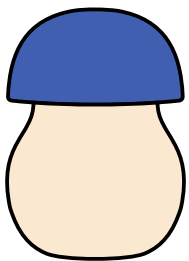
Ulanik



?

2






Ulanik



?




2

Ulanik





?



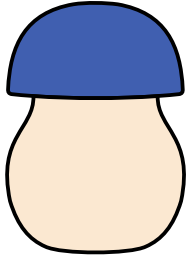
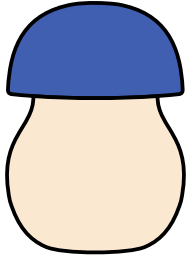
3
Ulanik



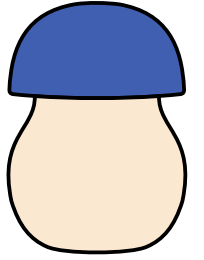
?




3
Ulanik



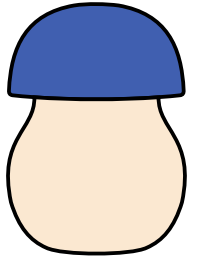


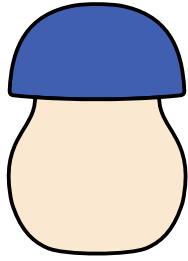
?






3
Ulanik





?



3
Ulanik





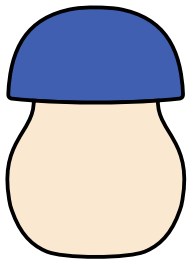


?





3
Ulanik




?




3
Ulanik




?



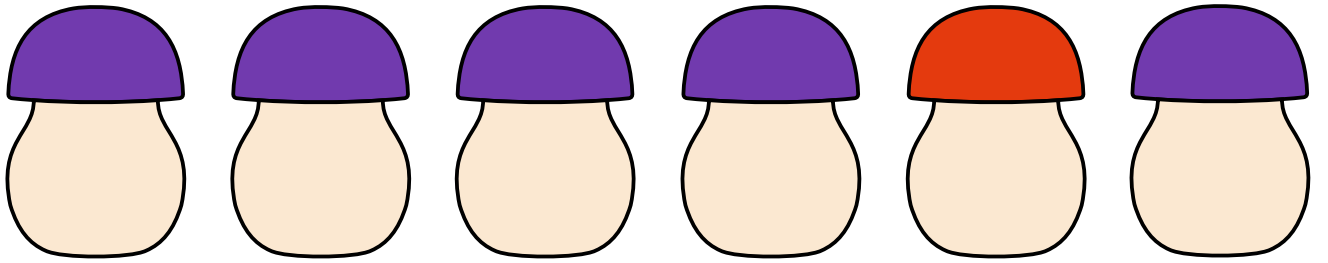
4
Ulanik



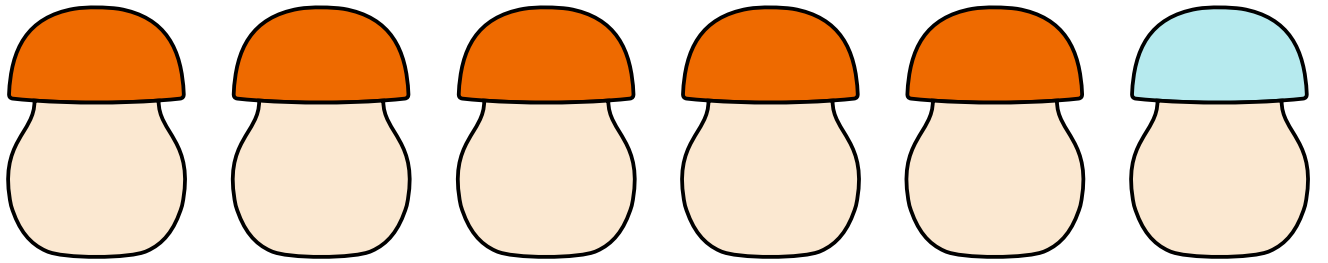
4
Ulanik




4
Ulanik




4
Ulanik




4
Ulanik



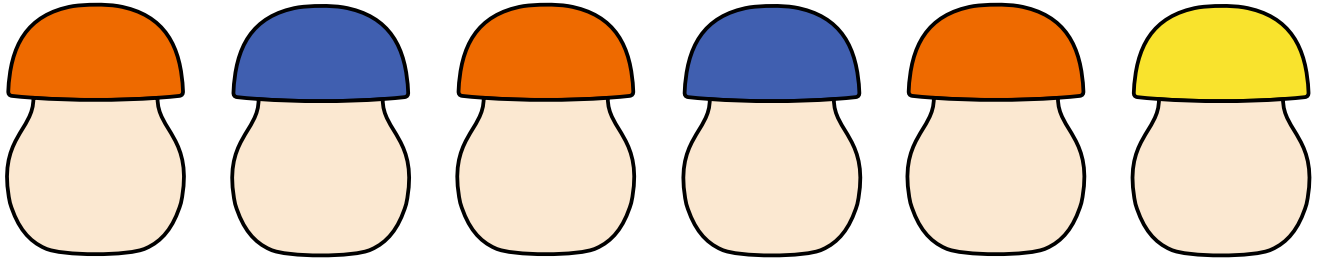
4
Ulanik




4
Ulanik




4
Ulanik




4
Ulanik




4
Ulanik



4
Ulanik

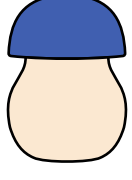
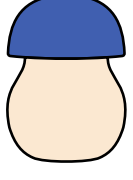

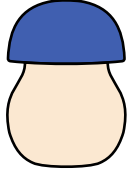


4
Ulanik







4

Ulanik







4

Ulanik







4

Ulanik







4

Ulanik







4

Ulanik




4

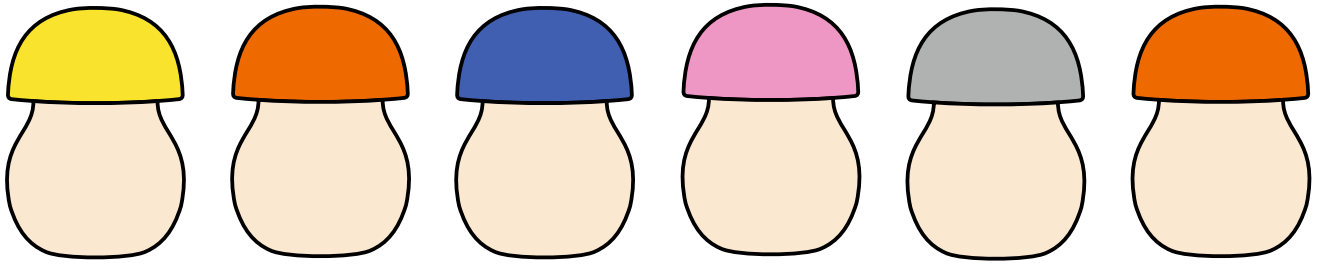
Ulanik




5
Ulanik




5
Ulanik




5
Ulanik




5
Ulanik



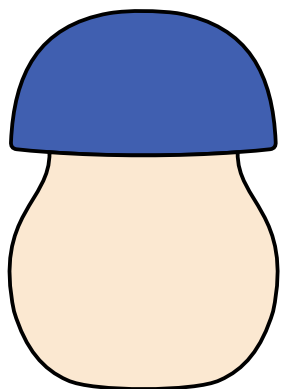
5
Ulanik










5
Ulanik



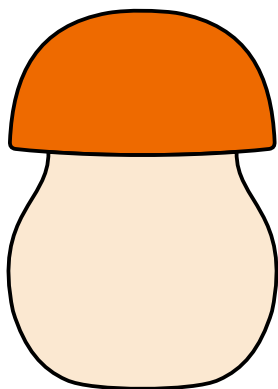
6
Ulanik










6
Ulanik




6
Ulanik










6
Ulanik




6
Ulanik










6
Ulanik




6
Ulanik







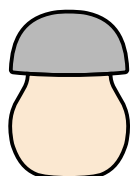

6
Ulanik




6
Ulanik










6
Ulanik



6
Ulanik









6
Ulanik






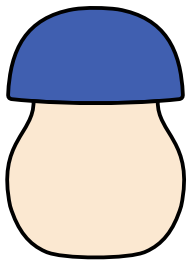


7

Ulanik








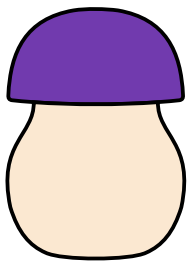
7

Ulanik






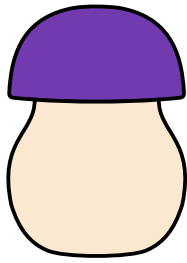


7

Ulanik









7

Ulanik









7

Ulanik



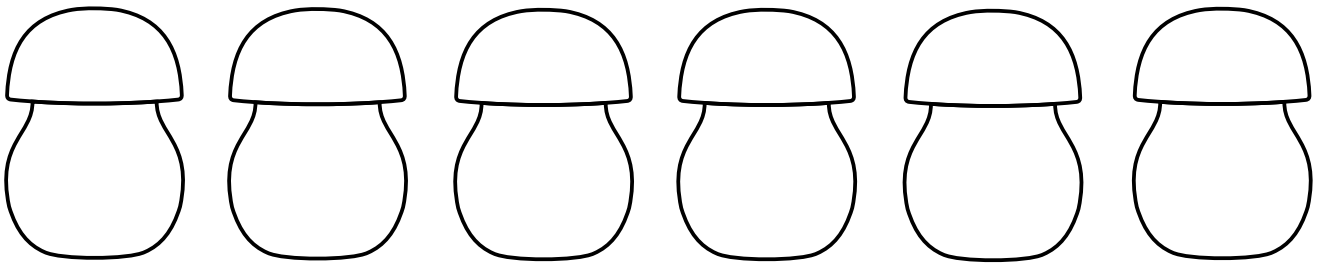
7

Ulanik



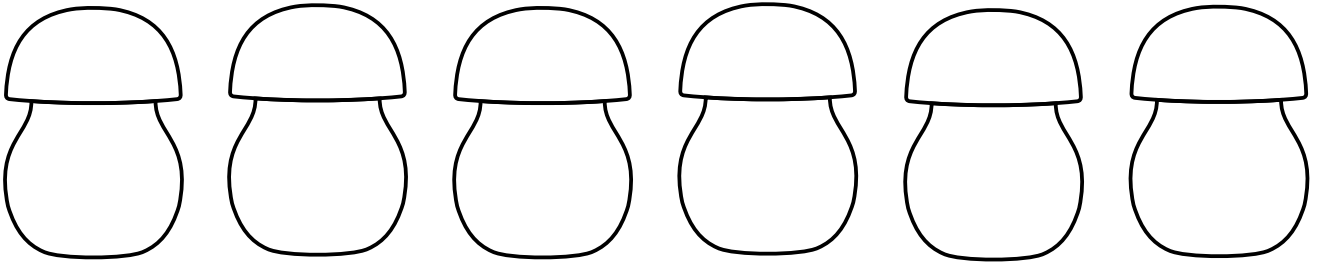
7

Ulanik



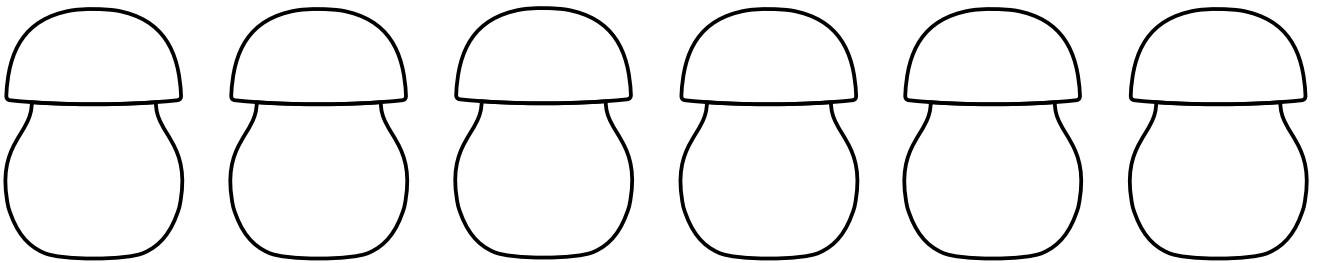
7

Ulanik




7

Ulanik



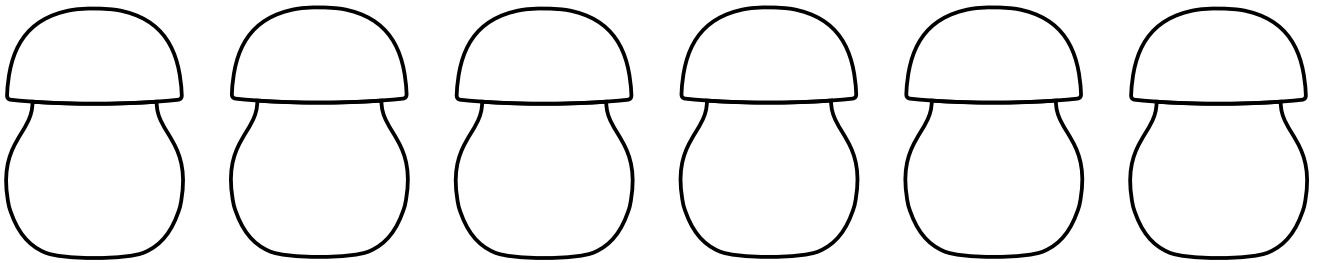
7

Ulanik



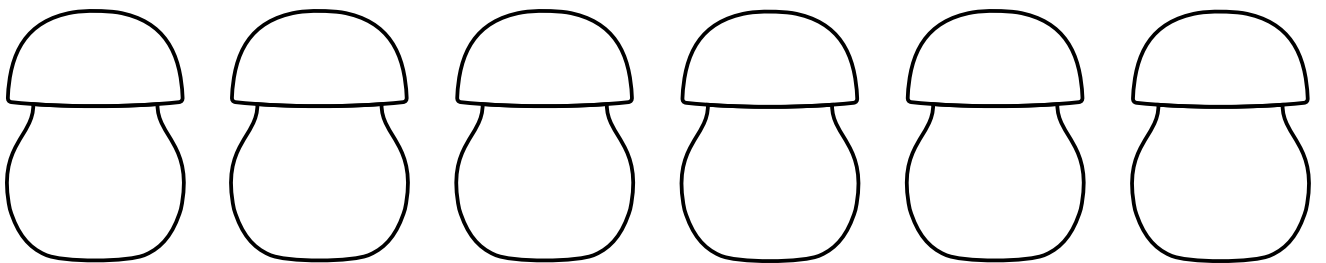
7

Ulanik



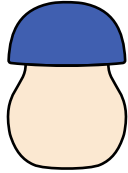



7

Ulanik



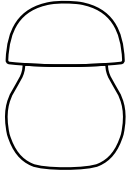

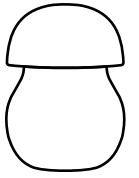

7

Ulanik



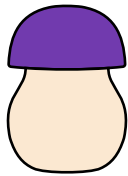


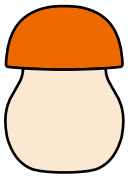
7

Ulanik



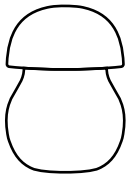

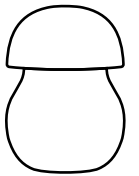

7

Ulanik







7

Ulanik



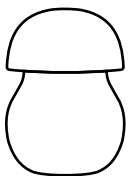

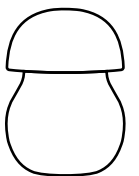

7

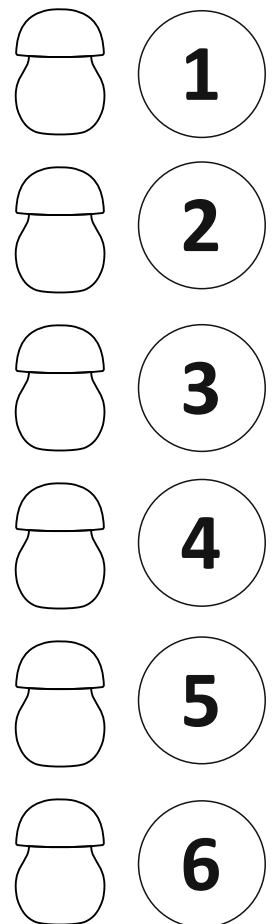
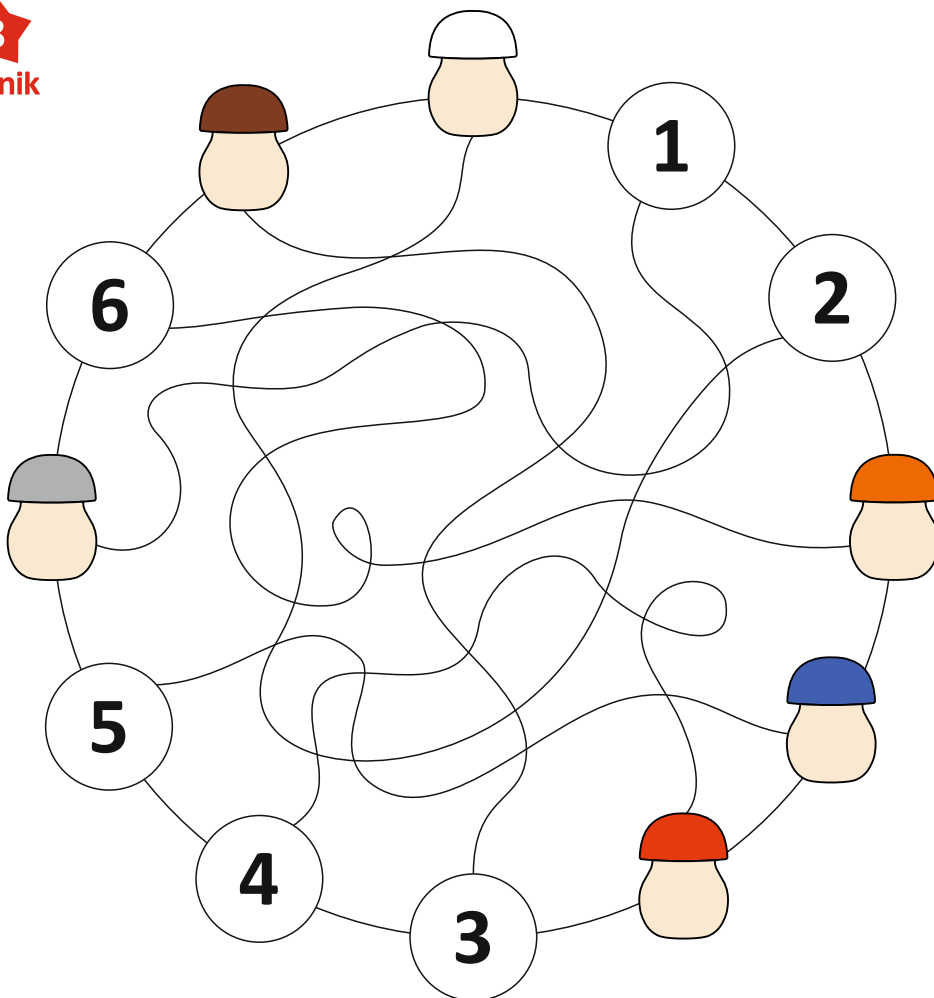
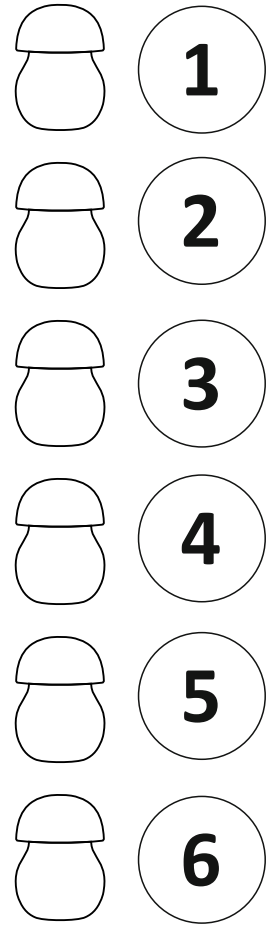
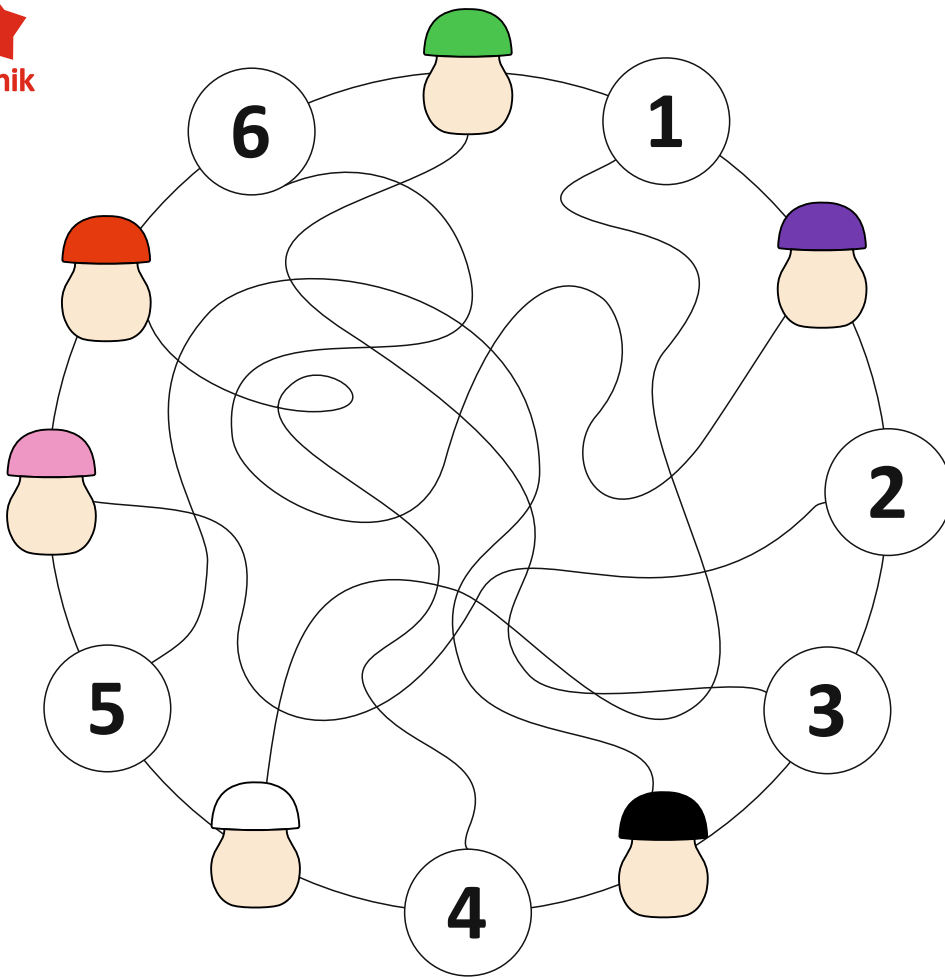
Ulanik

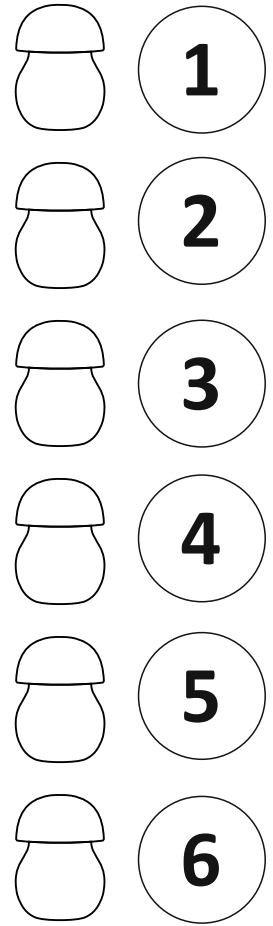
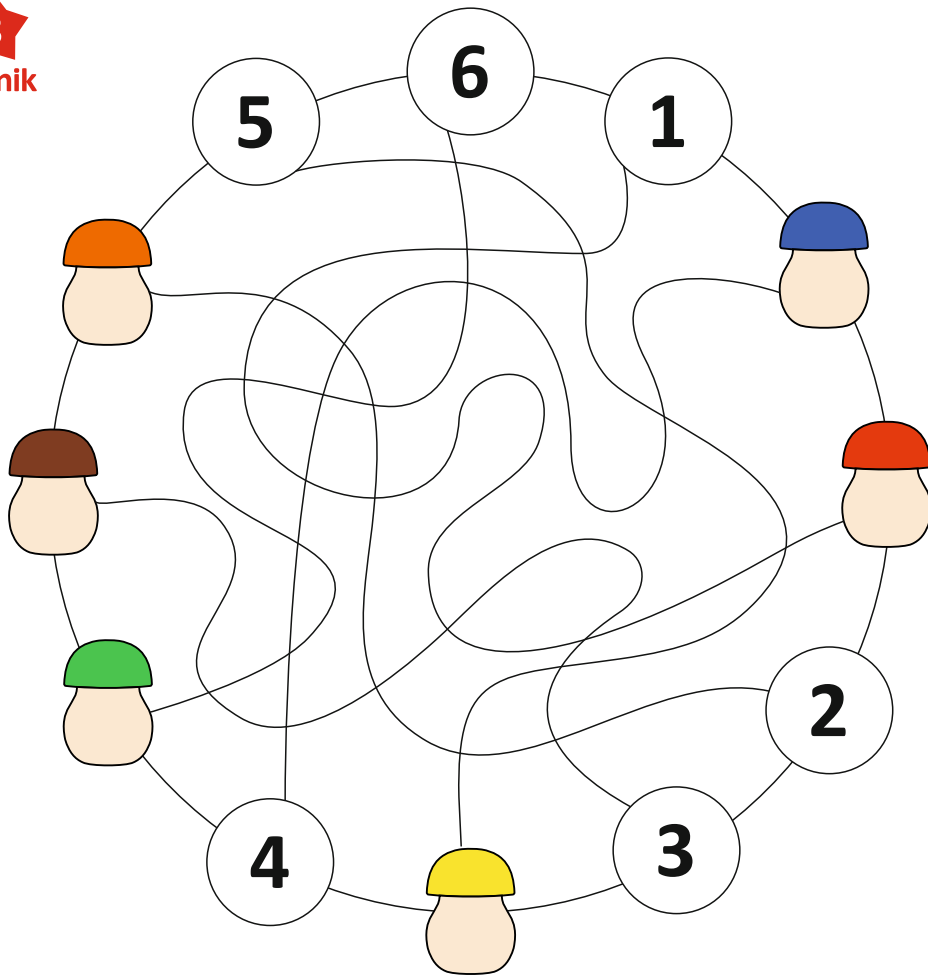


7

Ulanik







Ulanik



10
Ulanik



10
Ulanik



10
Ulanik



10
Ulanik



10
Ulanik



10
Ulanik




10
Ulanik




10
Ulanik




11
Ulanik




11
Ulanik




11
Ulanik




11
Ulanik




11
Ulanik




11
Ulanik




11
Ulanik



11
Ulanik




11
Ulanik




12
Ulanik

5




12
Ulanik

3




12
Ulanik

4




12
Ulanik

2




12
Ulanik

6




12
Ulanik

5




12
Ulanik

4




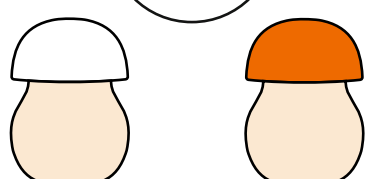
12
Ulanik

3

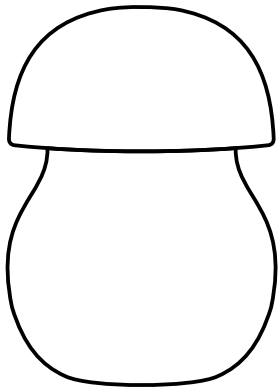


12
Ulanik







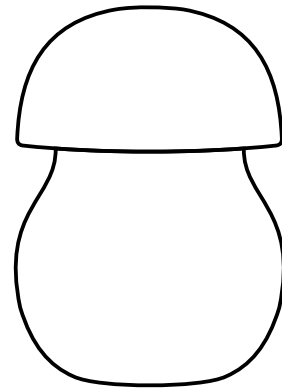
2



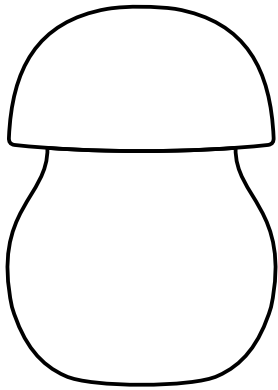
6
Ulanik






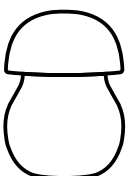
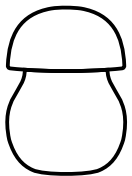
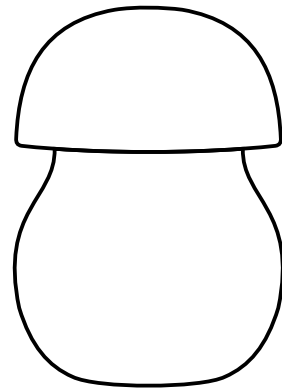
6
Ulanik



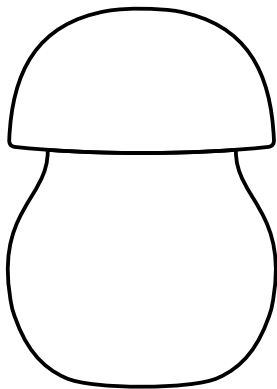
6
Ulanik



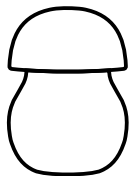



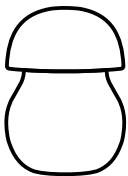
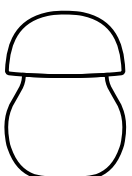

6
Ulanik



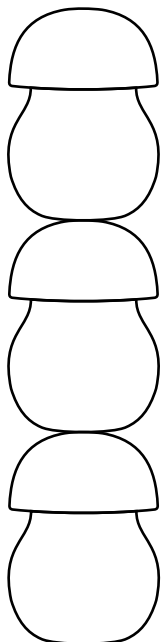
6
Ulanik




6
Ulanik



11
Ulanik




11
Ulanik

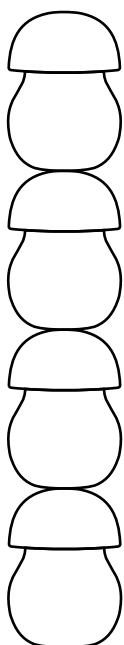


11
Ulanik

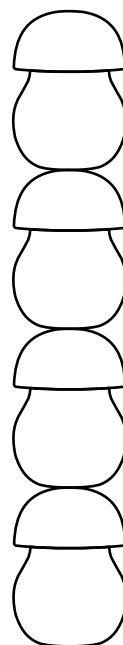
Приложение



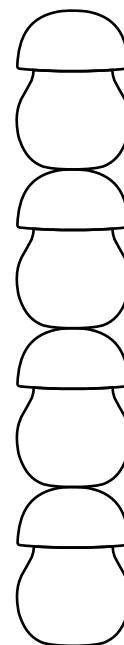
11
Ulanik



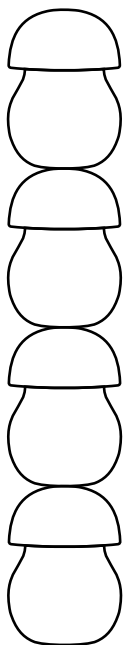
11
Ulanik



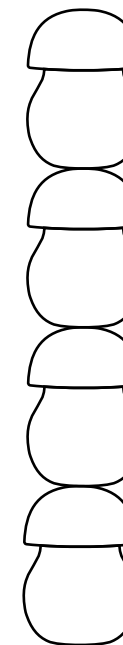
11
Ulanik




11
Ulanik



11
Ulanik

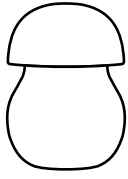
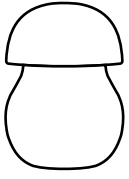



11
Ulanik





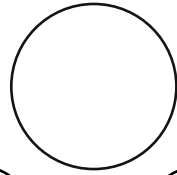
12

Ulanik






12

Ulanik



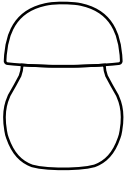
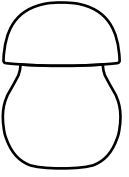

12

Ulanik






12

Ulanik





12

Ulanik






12

Ulanik






12

Ulanik



12

Ulanik



12

Ulanik

